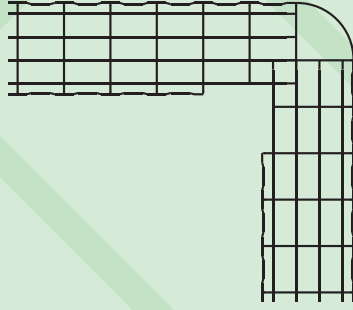
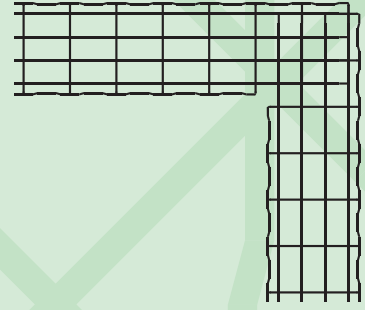


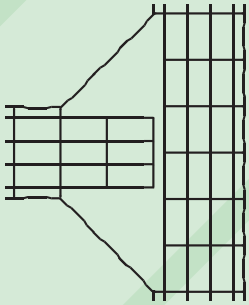
LARGE RADIUS HORIZONTAL BENDS



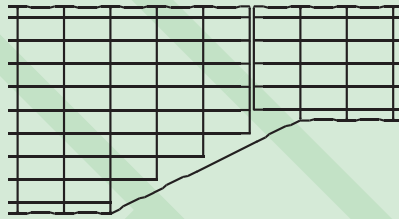
SMALL RADIUS HORIZONTAL BENDS




RIGHT RADIUS HORIZONTAL BENDS



T/CROSS AT LARGE RADIUS



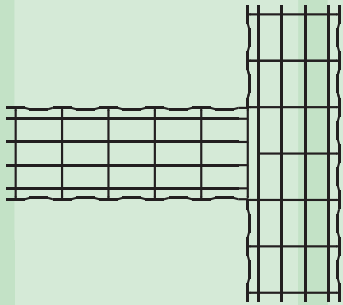
REDUCING SIZE



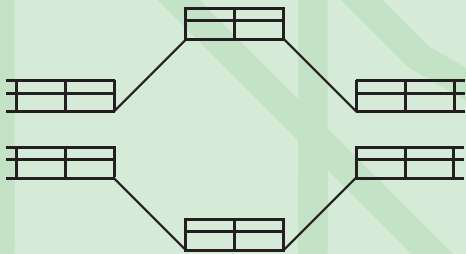
VERTICAL BENDS

BASORFIL

Cable Trays Installation



T/CROSS

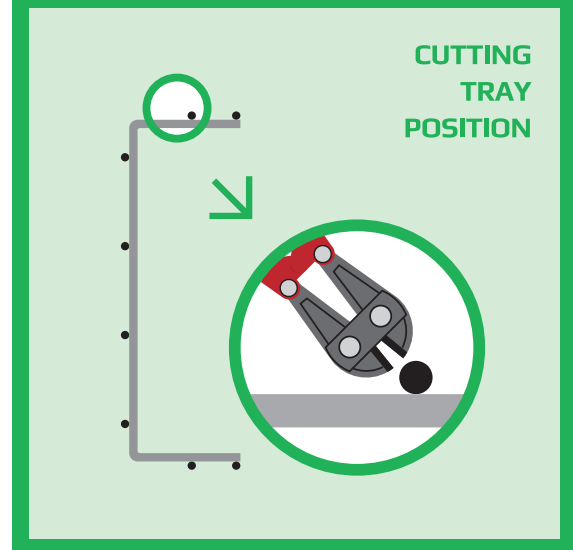
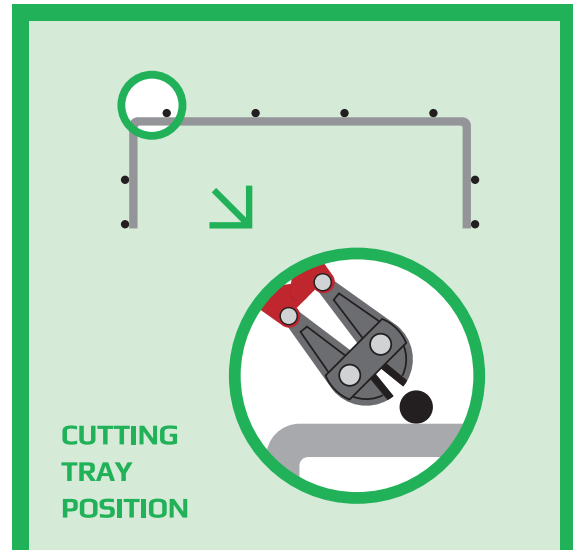

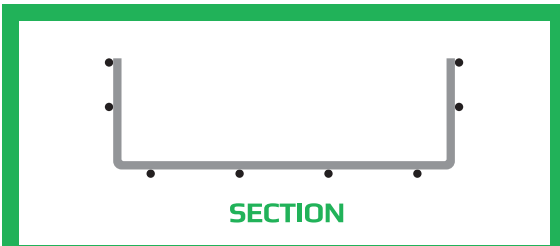
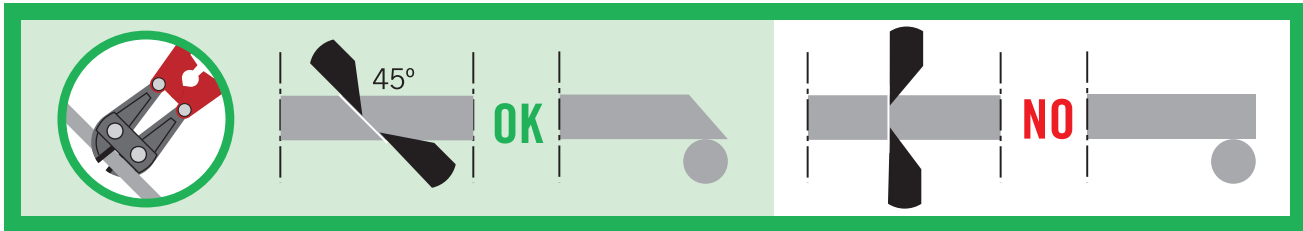
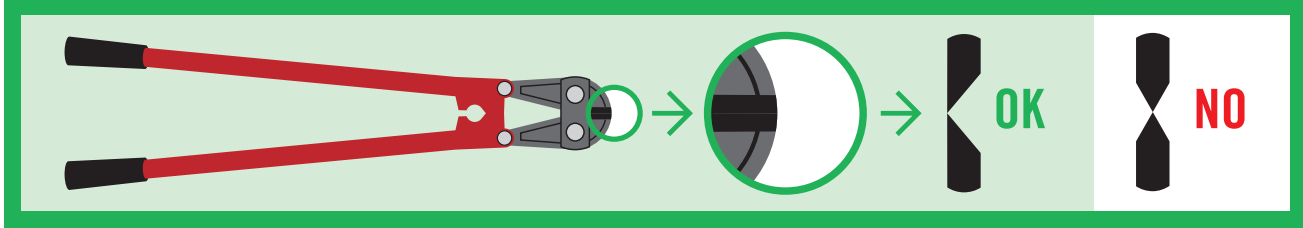


CHANGING LEVEL

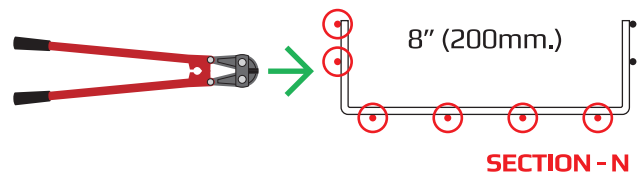
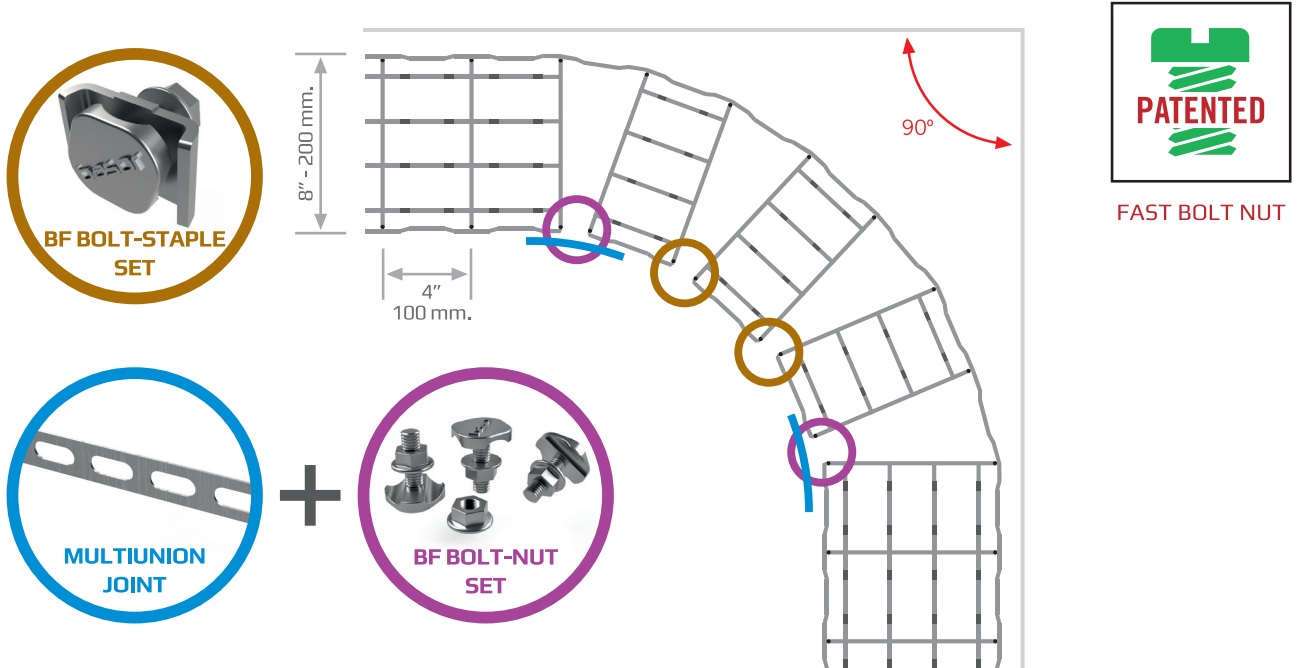
HOW TO CUT

Always use asymmetrical-cut wire cutters.

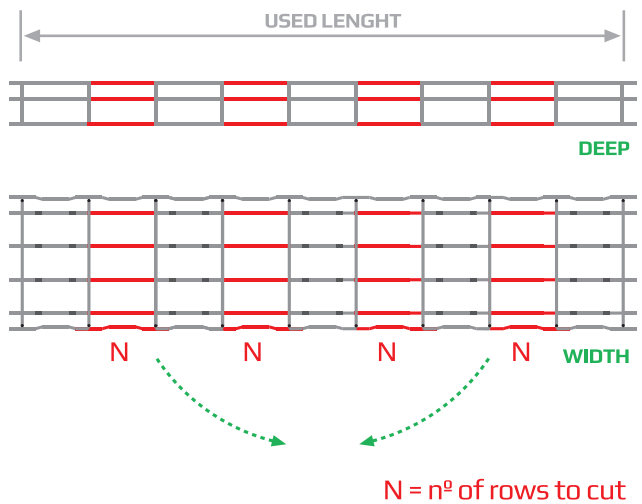
Cut as close as you can to where horizontal and vertical rods cross each other, as shown.



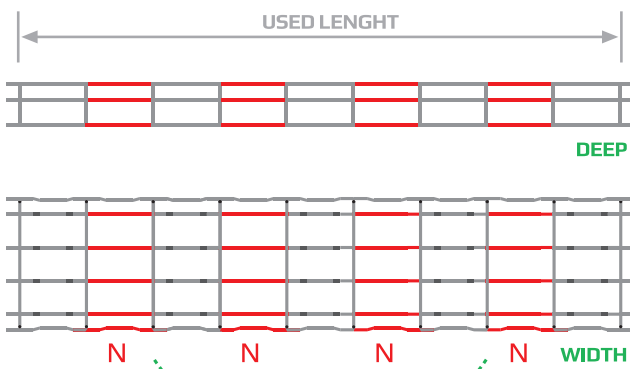
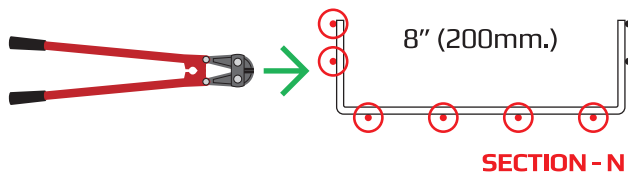
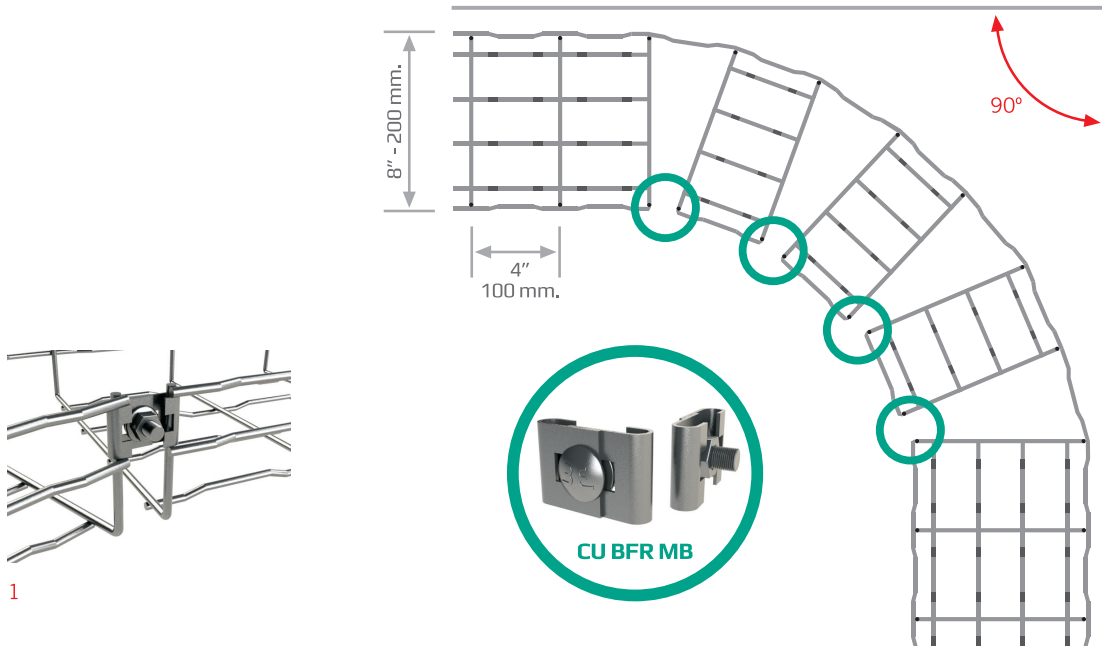
LARGE RADIUS HORIZONTAL BENDS - RIGHT ANGLE



| WIDTH | N | ACCESSORIES | RADIUS inches mm. | USED LENGHT inches mm. |
|-------|--------|---|----------------------|---------------------------|
| 2" | 50mm. | 2 2x (BF Bolt-Nut Set + Multiunion joint) | - - | 5x4" 5x100 |
| 4" | 100mm. | 3 3x (BF Bolt-Nut Set + Multiunion joint) | 8'65 220 | 7x4" 7x100 |
| 6" | 150mm. | 4 4x (BF Bolt-Nut Set + Multiunion joint) | 11'03 280 | 9x4" 9x100 |
| 8" | 200mm. | 4 [2x (2xBF Bolt-Nut Set + Multiunion joint) + 2x (Bolt-Staple Set)] | 11'03 280 | 9x4" 9x100 |
| 12" | 300mm. | 6 [2x (2xBF Bolt-Nut Set + Multiunion joint) + 4x (Bolt-Staple Set)] | 16'92 430 | 13x4" 13x100 |
| 16" | 400mm. | 8 [2x (2xBF Bolt-Nut Set + Multiunion joint) + 6x (Bolt-Staple Set)] | 18'11 460 | 17x4" 17x100 |
| 20" | 500mm. | 9 9x (Bolt-Staple Set) | 27'56 700 | 19x4" 19x100 |
| 24" | 600mm. | 11 11x (Bolt-Staple Set) | 30'31 770 | 23x4" 23x100 |



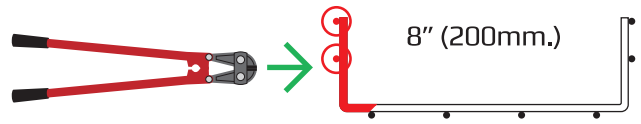
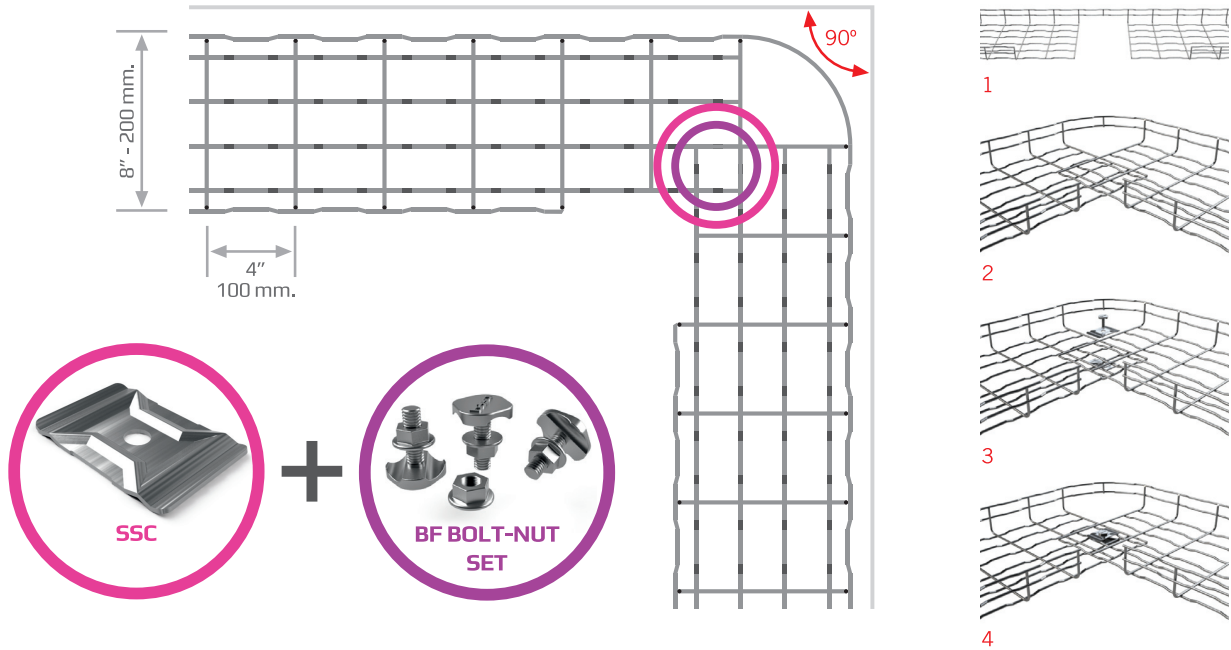
LARGE RADIUS HORIZONTAL BENDS - RIGHT ANGLE




N = n° of rows to cut

| WIDTH | N | COUPLERS | RADIUS | | USED LENGHT | |
|-------|--------|--------------|--------|-----|-------------|--------|
| | | | inches | mm. | inches | mm. |
| 4" | 100mm. | 2 CU BFR MB | 5'51 | 140 | 5x4" | 5x100 |
| 6" | 150mm. | 3 CU BFR MB | 8'65 | 220 | 7x4" | 9x100 |
| 8" | 200mm. | 4 CU BFR MB | 11'81 | 300 | 9x4" | 9x100 |
| 12" | 300mm. | 6 CU BFR MB | 17'72 | 450 | 13x4" | 13x100 |
| 16" | 400mm. | 8 CU BFR MB | 24 | 610 | 17x4" | 17x100 |
| 20" | 500mm. | 9 CU BFR MB | 29'92 | 760 | 21x4" | 21x100 |
| 24" | 600mm. | 11 CU BFR MB | 35'83 | 910 | 25x4" | 25x100 |

SMALL RADIUS HORIZONTAL BENDS - RIGHT ANGLE

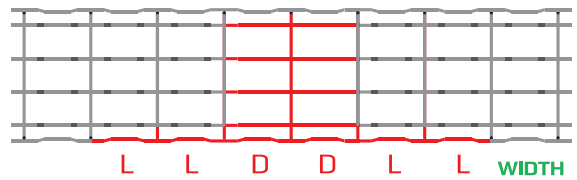



SECTION - L



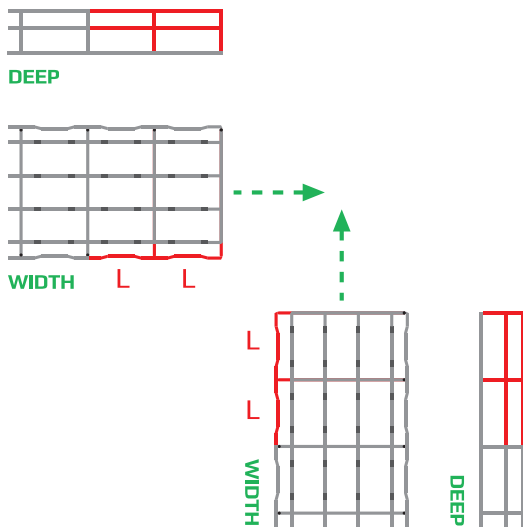
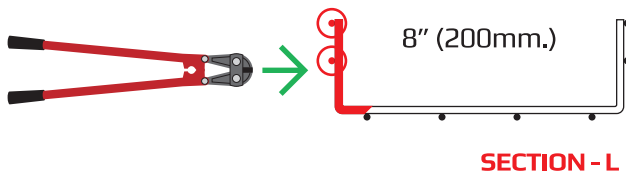
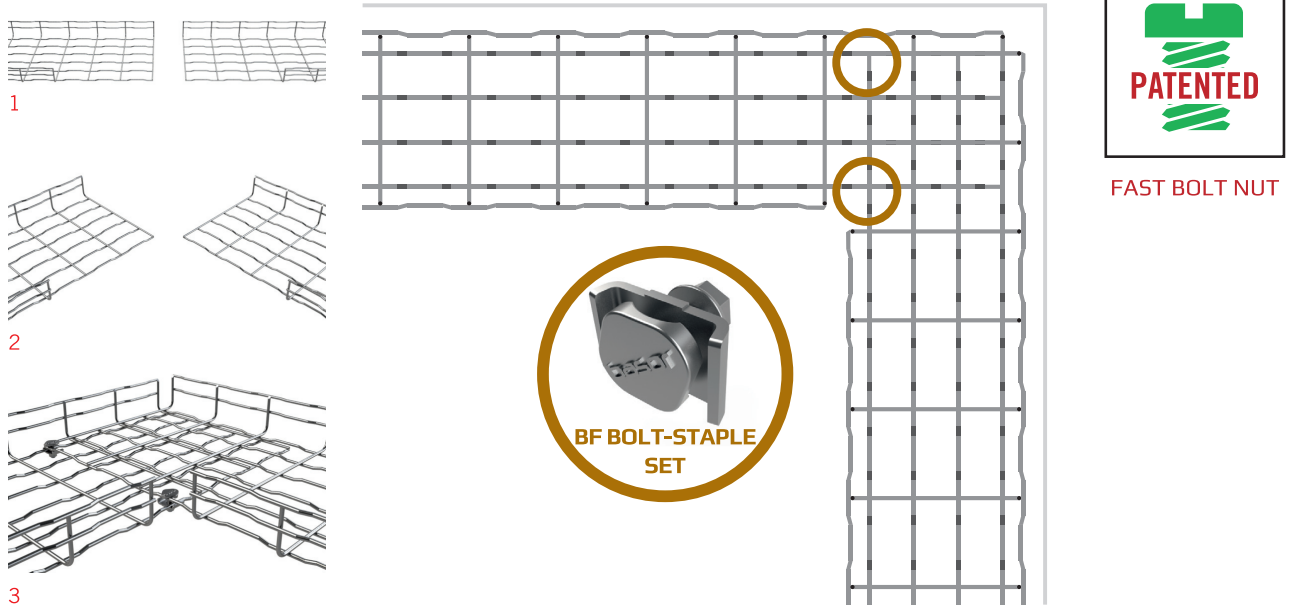
SECTION - D

| WIDTH | D | L | ACCESSORIES | RADIUS | | USED LENGHT | | |
|-------|--------|---|-------------|----------------------------|------|-------------|-------|--------|
| | | | | inches | mm. | inches | mm. | |
| 2" | 50mm. | - | 1 | 1x BF Bolt-Staple Set | - | - | 3x4" | 3x100 |
| 4" | 100mm. | 1 | 1+1 | 1x BF Bolt-Staple Set | 2 | 50 | 5x4" | 5x100 |
| 6" | 150mm. | 1 | 2+2 | 1x (2 SSC+BF BOLT-NUT SET) | 4'72 | 120 | 7x4" | 7x100 |
| 8" | 200mm. | 2 | 2+2 | 1x (2 SSC+BF BOLT-NUT SET) | 4'92 | 125 | 8x4" | 8x100 |
| 12" | 300mm. | 2 | 3+3 | 1x (2 SSC+BF BOLT-NUT SET) | 4'72 | 120 | 10x4" | 10x100 |
| 16" | 400mm. | 2 | 4+4 | 1x (2 SSC+BF BOLT-NUT SET) | 5'12 | 130 | 12x4" | 12x100 |
| 20" | 500mm. | 2 | 5+5 | 1x (2 SSC+BF BOLT-NUT SET) | 5'12 | 130 | 14x4" | 14x100 |
| 24" | 600mm. | 2 | 6+6 | 1x (2 SSC+BF BOLT-NUT SET) | 5'31 | 135 | 16x4" | 16x100 |



D and L = n° of rows to cut


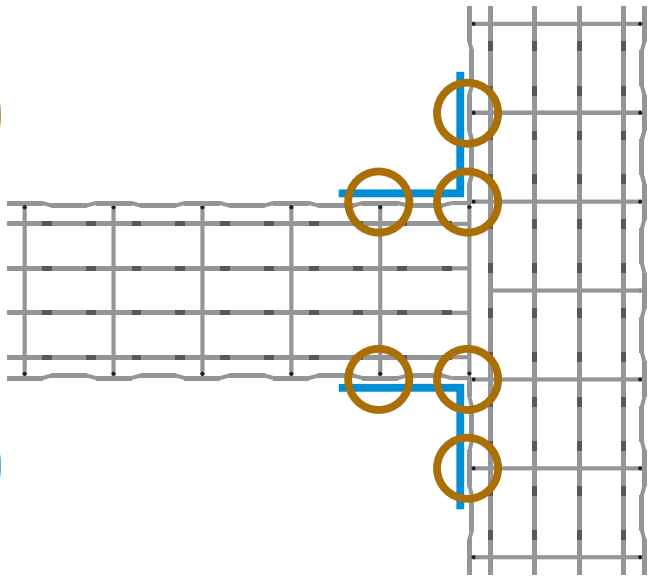
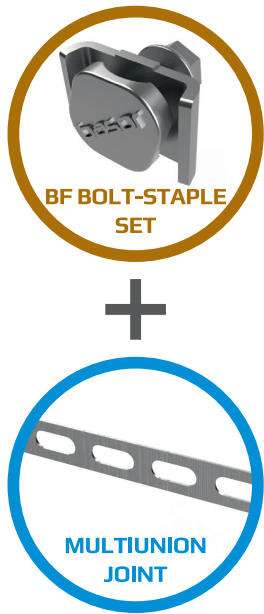
RIGHT RADIUS HORIZONTAL BENDS - RIGHT ANGLE



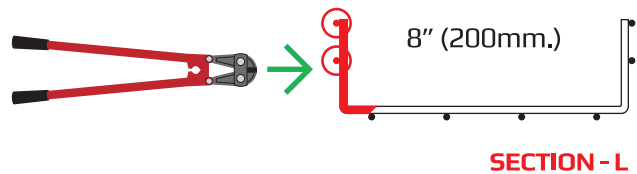
L = n° of rows to cut

| WIDTH | | L | ACCESSORIES |
|-------|--------|---|-----------------------|
| 4" | 100mm. | 1 | 2x BF Bolt-Staple Set |
| 6" | 150mm. | 2 | 2x BF Bolt-Staple Set |
| 8" | 200mm. | 2 | 2x BF Bolt-Staple Set |
| 12" | 300mm. | 3 | 2x BF Bolt-Staple Set |
| 16" | 400mm. | 4 | 2x BF Bolt-Staple Set |
| 20" | 500mm. | 5 | 2x BF Bolt-Staple Set |
| 24" | 600mm. | 6 | 2x BF Bolt-Staple Set |

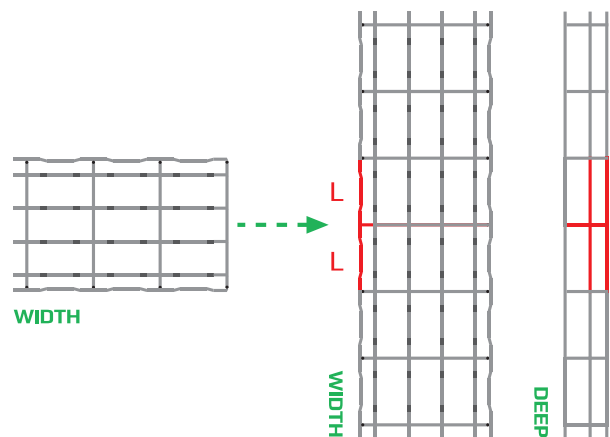
T/CROSS - RIGHT ANGLE



FAST BOLT NUT

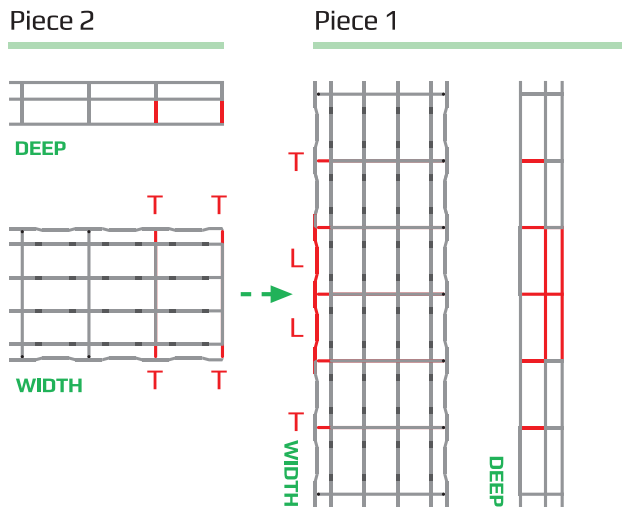
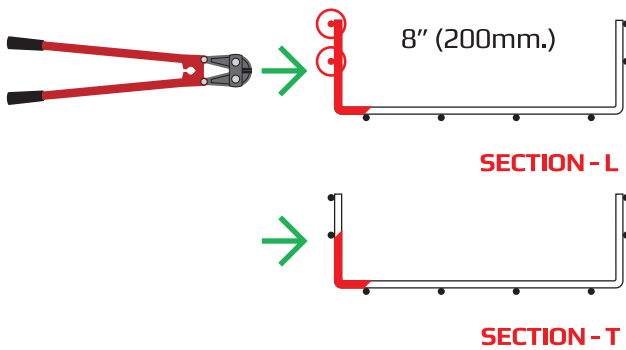
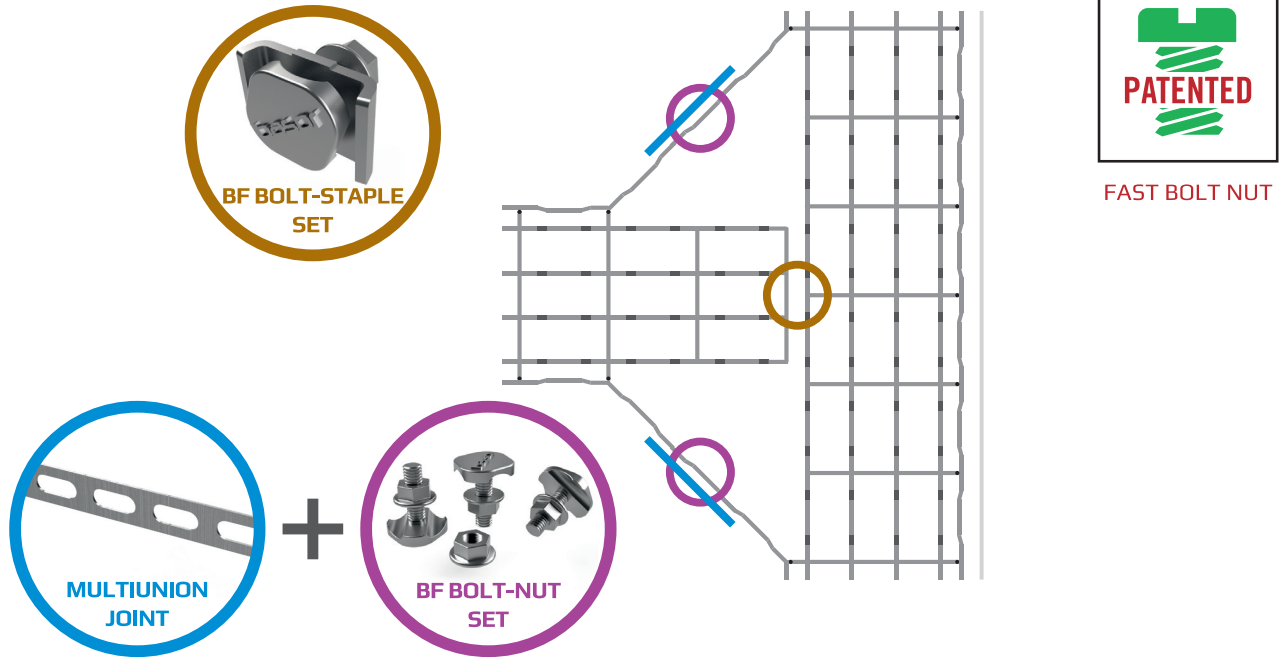


| WIDTH | | L | ACCESSORIES |
|-------|--------|---|--|
| 2" | 50mm. | 1 | 3x (BF Bolt-Staple Set + Multiunion joint) |
| 4" | 100mm. | 1 | 3x (BF Bolt-Staple Set + Multiunion joint) |
| 6" | 150mm. | 2 | 3x (BF Bolt-Staple Set + Multiunion joint) |
| 8" | 200mm. | 2 | 3x (BF Bolt-Staple Set + Multiunion joint) |
| 12" | 300mm. | 3 | 3x (BF Bolt-Staple Set + Multiunion joint) |
| 16" | 400mm. | 4 | 3x (BF Bolt-Staple Set + Multiunion joint) |
| 20" | 500mm. | 5 | 3x (BF Bolt-Staple Set + Multiunion joint) |
| 24" | 600mm. | 6 | 3x (BF Bolt-Staple Set + Multiunion joint) |



L = n° of rows to cut

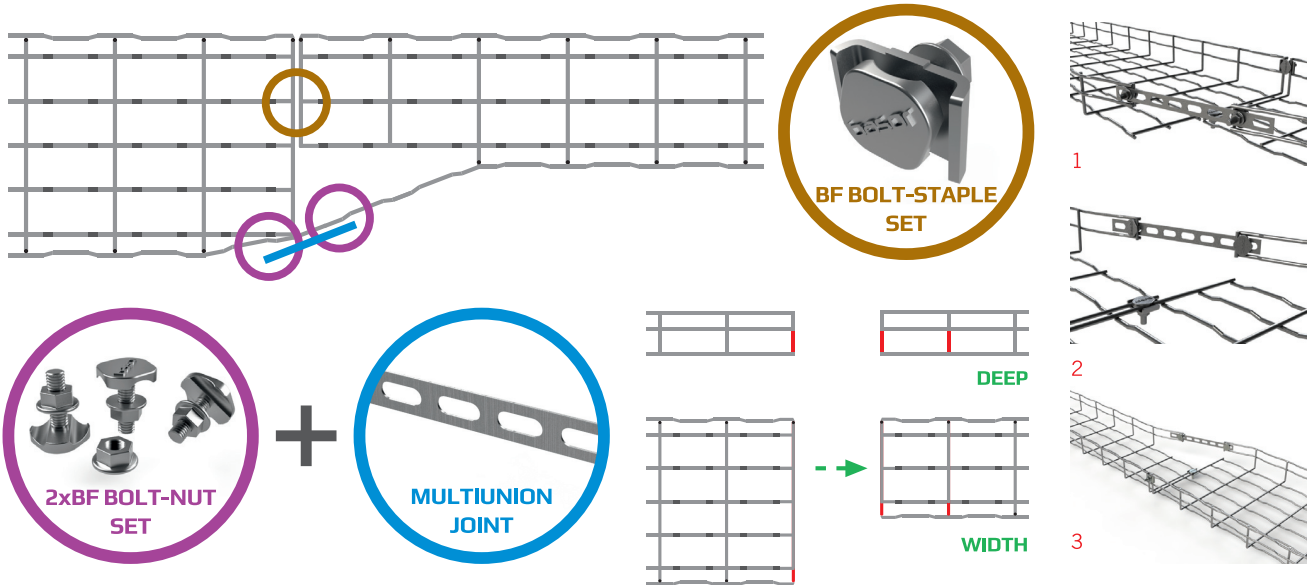
T/CROSS AT LARGE RADIUS - RIGHT ANGLE



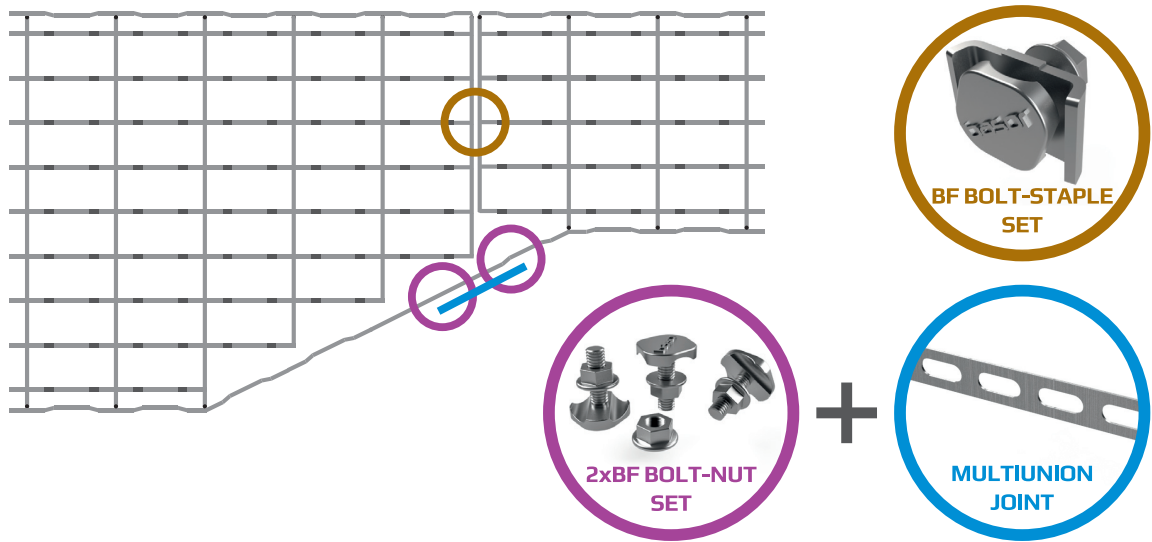
L and T = n° of rows to cut

| WIDTH | WIDTH | Piece 1 | | Piece 2 | | ACCESSORIES |
|-------|--------|---------|-----|---------|-----|--|
| | | L | T | L | T | |
| 4" | 100mm. | 2 | 1+1 | 1+1 | 1+1 | 3x (BF Bolt-Staple Set) |
| 6" | 150mm. | 3 | 1+1 | 1+1 | 1+1 | 1x (BF Bolt-Staple Set) + 2x (2x Bolt-Staple set + Multiunion Joint) |
| 8" | 200mm. | 3 | 1+1 | 1+1 | 1+1 | 3x (BF Bolt-Staple Set) |
| 12" | 300mm. | 4 | 1+1 | 1+1 | 1+1 | 4x (BF Bolt-Staple Set) |
| 16" | 400mm. | 5 | 1+1 | 1+1 | 1+1 | 1x (BF Bolt-Staple Set) + 2x (2x Bolt-Staple set + Multiunion Joint) |
| 20" | 500mm. | 6 | 1+1 | 1+1 | 1+1 | 4x (BF Bolt-Staple Set) |
| 24" | 600mm. | 7 | 1+1 | 1+1 | 1+1 | 4x (BF Bolt-Staple Set) |

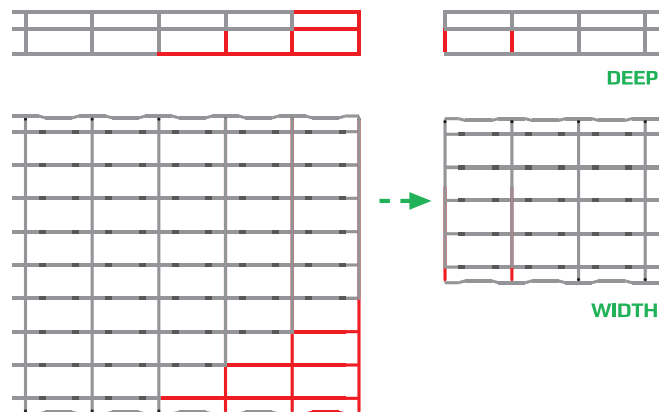

REDUCING SIZE - 4"



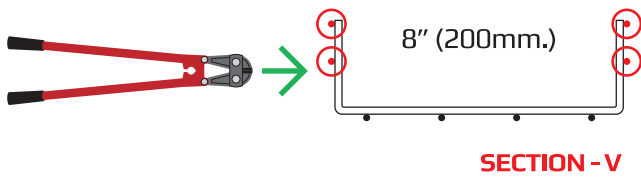
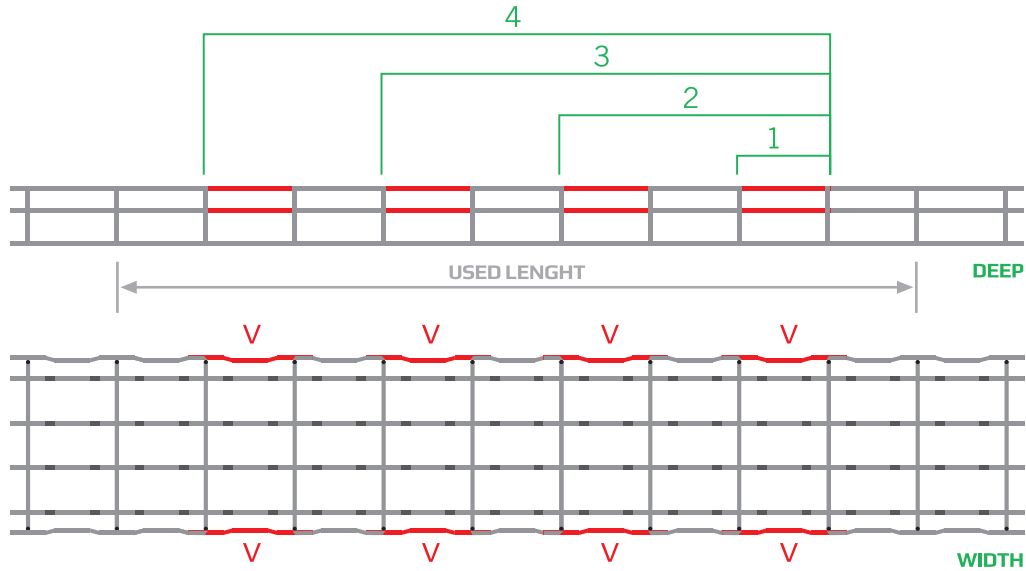
REDUCING SIZE - 8"



CHOOSE THE ONE YOU NEED



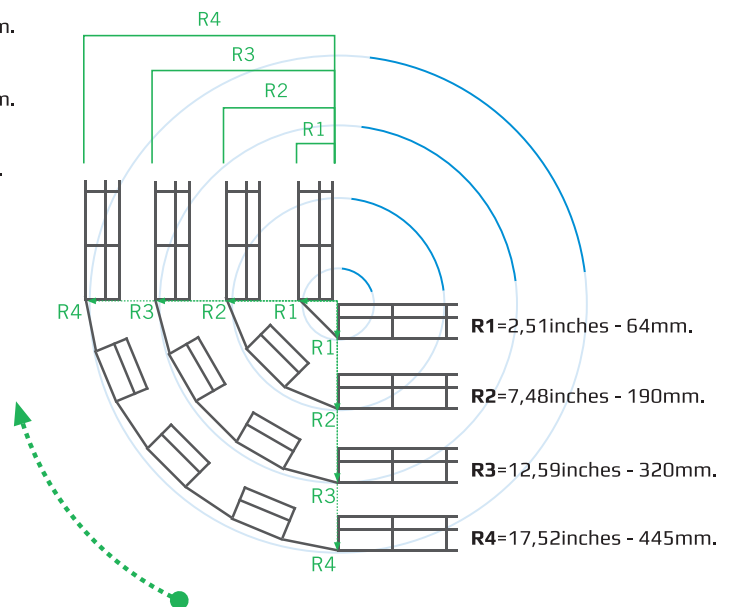
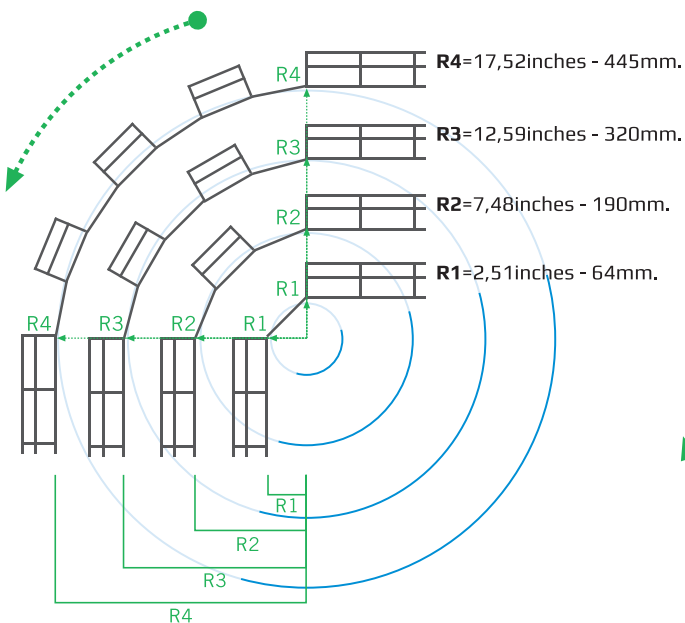
VERTICAL BENDS



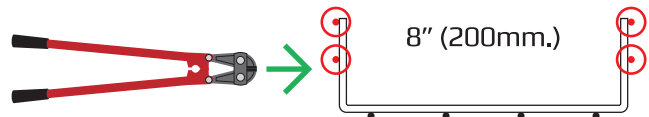
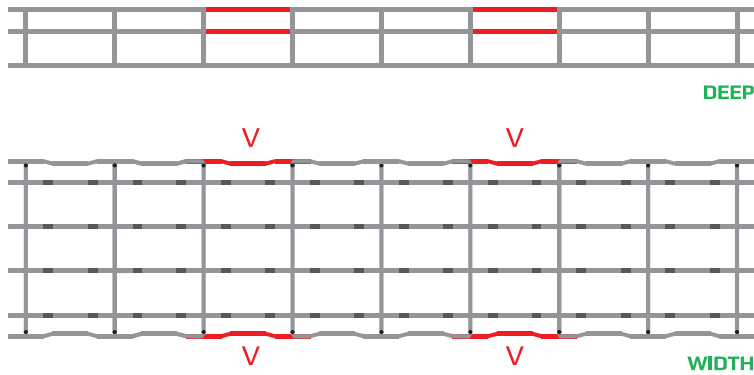
SECTION - V

| RADIUS | USED LENGTH | |
|--------|-------------|-------|
| | inches | mm. |
| R1 | 3x4" | 3x100 |
| R2 | 5x4" | 5x100 |
| R3 | 7x4" | 7x100 |
| R4 | 9x4" | 9x100 |

V = n° of rows to cut

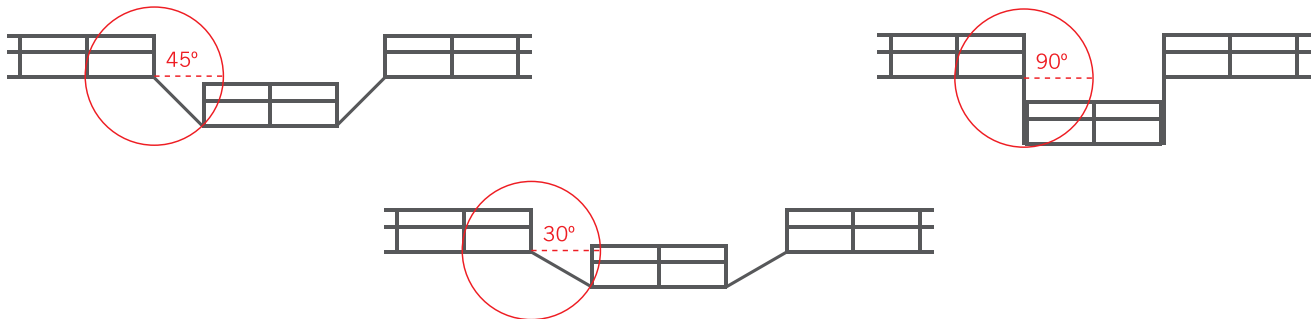


CHANGING LEVEL



SECTION - V

$V = n^2$ of rows to cut



BASORFIL GIVES YOU MANY POSSIBILITIES

